



**Task:** 


You will be given today's Sky High Question.

You will need to read the question and underline the keywords.

Once you have done this you are going to represent the Sky High Question using drawings based upon the GAP task of your choice.

**Image** 




**Task:** 


Read the piece of text you have been given and underline the keywords and points.

You will now need to recreate this text as one of the following:

- Mind Map
- Storyboard
- Bullet point list
- Flow chart

**\*Refer to your GAP choices when completing the task!**

**Another Way** 



**Task:** 

You will reflect upon your work using a spaghetti line. You need to add notes to your spaghetti line as follows-


Add strengths to the line as it moves upwards

Add areas for development to the line as it moves downwards

You will also need to ask a partner to reflect upon your work and repeat the same activity.

**Comment Spaghetti** 



**Task:** 


Draw a picture to summarise your learning. Do not use words!

Show a partner and give them 3 guesses as to what it shows.


Tell them the correct answer and discuss what you have drawn.

Be prepared to feedback to the class.

**\*Refer to your GAP choices when completing the task!**

**Sketch a thought** 




**Task:** 

Using the 'PEE' formula you are to write an argument related to your topic.

**Point-** Write the point you wish to make within your argument

**Evidence-** Write the evidence that will support your point

**Explore-** Explore what this evidence suggests in relation to your point

**Connect- PEE** 



# Lesson Infographic