


**Task:** *Activity*

Working in groups you will be given a set of keywords. Your task is for one person to look at the word whilst the rest of the group have up to 10 questions to ask in order to find out what the word is.

**10 Questions**





**Task:** *GAP*

Read the piece of text you have been given and underline the keywords and points. You will now need to recreate this text as one of the following:

- Mind Map
- Storyboard
- Bullet point list
- Flow chart

\*Refer to your GAP choices when completing the task!

**Another Way**






**Task:** *'3C'*

To improve your work you will undertake a 3-part process- Baseline, Improvements and Go & Improve

**Baseline & Improvements**  
Select the piece of work to be reviewed and then using your Circles worksheet state 3 things that could be improved.

Remember to follow the GAP choices on your worksheet!

**BIG Green Pen Circles**

**Task:** *'3C'*

To improve your work you will undertake a 3-part process- Baseline, Improvements and Go & Improve

**Go & Improve- Checking**  
Now that you have completed the improvements, refer back to your worksheet and check that you have completed all of the improvements

**BIG Green Pen Circles**




**Task:** *Q? TIME*

You will undertake a questioning activity that will be in four stages-


**Question-** You will be posed the question

**Quiet-** You will be given quiet time to consider the answer

**Quiz-** You will be asked for the answer

**Bounce-** You will be asked nominate another person to explain and expand on the answer

**Bouncing Questions**




**LEARNING GOALS**

- START** Follow the Green choice from your GAP sheet
- Complete the main task**
- CHALLENGE** Follow the Pink choice from your GAP sheet

**Write a comparison**  
Choose at least 2 points from the task that you have been given and compare them looking at their similarities and differences.

Try to maximise the content of your comparison by using the GAP tasks.




# Lesson Infographic