


Task: *Activity*

As a class/group, you will create a giant mind map on the floor.

You will be given a piece of paper to write a word associated with the topic. Place this on the floor.

You will then add to these initial words to expand on them by adding additional pieces of paper with details bullet pointed onto them.

Giant Mind Map





Task: *Lesson BASICS*

You will watch a demonstration that you will need to follow. You will need to focus on:

- Listening carefully to what is being instructed
- Make notes if required and focus on the key points/words
- Note any questions that you may have to ask later

Basic Demonstration





Task: *Q TIME*

You will undertake a questioning activity that will be in four stages-

- Question-** You will be posed the question
- Quiet-** You will be given quiet time to consider the answer
- Quiz-** You will be asked for the answer
- Query-** You will be asked to explain and expand on the answer

Questioning





Task: *GAP*

You are to visit a range of statement around the room and state whether they are true or false by adding a tick or a cross.

Once completed revisit each statement and look at which had the most ticks. Decide why you think this was so and be prepared to feedback your thoughts to the class.

*Refer to your GAP choices when completing the task!

Correct Statements






Task: *Green Pen*

You are to evaluate your work in relation to what the strengths are and what could be improved.

You will be expected to give 3 points for areas of strength and 3 points for areas to be improved.

You will need to use the Reflecting Circles worksheet to complete this task.

Reflecting Circles





Task: *Lesson BASICS*

You will undertake an extended writing exercise. You will need to focus on:

- Following the timings to meet the deadline set
- Using the Connect Mat to support your structure
- Use any feedback received to improve your written work

Basic Extended Writing




Lesson Infographic