


Task: *Activity*


You will be given a photo related to the lesson.

You need to add notes to it, these notes should analyse everything that the photo shows (including minor points).

Once completed you may be asked to feedback to the rest of the class.

Photo Mystery



Task: 


Read the piece of text you have been given and underline the keywords and points.


You will now need to recreate this text as one of the following:

- Mind Map
- Storyboard
- Bullet point list
- Flow chart

***Refer to your GAP choices when completing the task!**

Another Way



Task: 

You will undertake a questioning activity that will be in four stages-


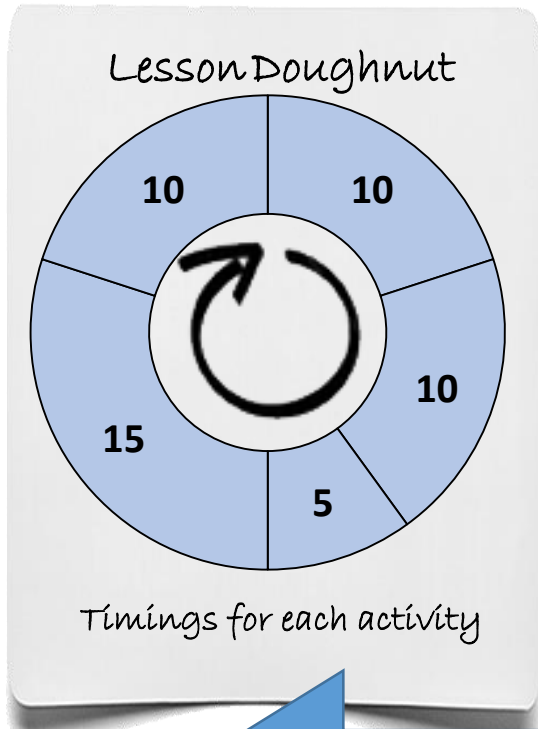
Question- You will be posed the question

Quiet- You will be given quiet time to consider the answer

Quiz- You will be asked for the answer

Query- You will be asked to explain and expand on the answer

Questioning






Task: *Activity*

Working in groups you have 3 minutes to create 4 questions related to your task.

Groups will then compete against each other through posing their questions for other groups to answer.

Question the task



Task: 


Using the 'PQE' formula, you are to write an argument related to your text.

Point- Write the point you wish to make within your argument

Quote- Use a quote from your text that will support your point

Explore- Explore what this quote suggests in relation to your point

Connect- PQE




Lesson Infographic